



COMPANY
MANAGEMENT SYSTEM
CERTIFIED BY DNV GL
= ISO 9001 =
= ISO 14001 =



MID MI-001

Multi - jet composite water meter
with dry dial counter

BETA SDC

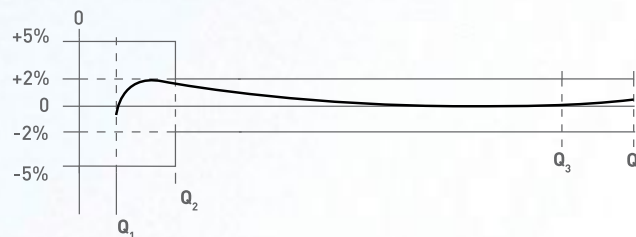
Multi - jet composite water meter with dry dial counter

PERFORMANCE ACCORDING TO MID 2004/22/CE DIRECTIVE

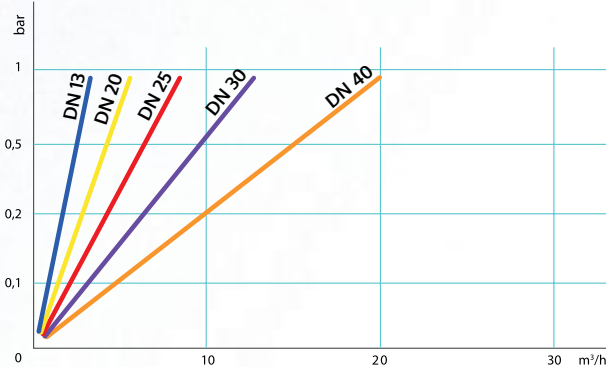
SIZE		PERMANENT FLOW Q_3 (m ³ /h)	MAXIMUM FLOW Q_4 (m ³ /h)	TRANSITIONAL FLOW Q_2 (L/h)	MINIMUM FLOW Q_1 (L/h)	WORKING PRESSURE (bar)	MINIMUM READING (l)	MAXIMUM READING (m ³)	TEMPERATURE CLASS
(mm)	(inch)								
13/15	1/2"	2,5	3,125	50,0	31,3	16	0,05	99.999	T30/T50
20	3/4"	4,0	5,000	80,0	50,0	16	0,05	99.999	T30/T50
25	1"	6,3	7,875	126,0	78,8	16	0,05	99.999	T30/T50
30	1 1/4"	10,0	12,500	200,0	125,0	16	0,05	99.999	T30/T50
40	1 1/2"	16,0	20,000	320,0	200,0	16	0,5	999.999	T30/T50

Metrological class MID (Q_3/Q_1) R = 80

TYPICAL ERROR CURVE

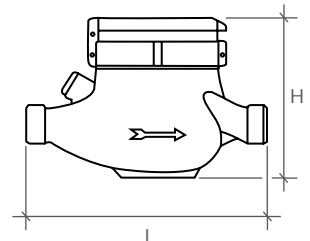


PRESSURE LOSS DIAGRAM



DIMENSIONS

(mm) SIZE (inch)	13/15	20	25	30	40
L (mm)	165	190	260	260	300
H (mm)	110	115	125	125	160
TOTAL LENGTH OF CONNECTORS (mm)	80	100	100	120	140



Rev. 3/2015 The content of this data sheet is intended to give general information only, we reserve the right to make alterations without prior notification



** non return valve on request

For additional information and options, do not hesitate to contact us

WATERTECH S.P.A. - Water meters

Factory, commercial main office and administration: Str. Antica Fornace, 2/4 • 14053 Canelli (AT) – Italy
Tel +39 0141 822106-832151 • **Fax** +39 0141 832191-832198 • **Mail** info@wtmeters.it • **Web** www.wtmeters.it