

# WaterTech



COMPANY  
MANAGEMENT SYSTEM  
CERTIFIED BY DNV GL  
= ISO 9001 =  
= ISO 14001 =



## MID MI-001

Multi - jet water meter  
with dry dial counter

BETA SOC

# BETA SDC

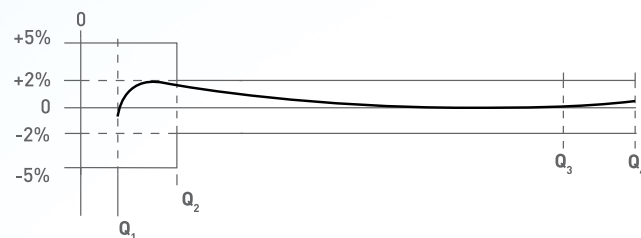
## Multi - jet water meter with dry dial counter

### PERFORMANCE ACCORDING TO MID 2004/22/CE DIRECTIVE

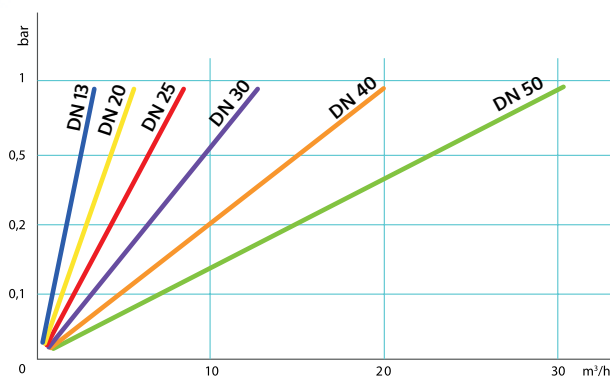
SIZE		PERMANENT FLOW $Q_3$ (m <sup>3</sup> /h)	MAXIMUM FLOW $Q_4$ (m <sup>3</sup> /h)	TRANSITIONAL FLOW $Q_2$ (L/h)	MINIMUM FLOW $Q_1$ (L/h)	WORKING PRESSURE (bar)	MINIMUM READING (l)	MAXIMUM READING (m <sup>3</sup> )	TEMPERATURE CLASS
(mm)	(inch)								
13/15	1/2"	2,5	3,125	50,0	31,3	16	0,05	99.999	T30/T50
20	3/4"	4,0	5,000	80,0	50,0	16	0,05	99.999	T30/T50
25	1"	6,3	7,875	126,0	78,8	16	0,05	99.999	T30/T50
30	1 1/4"	10,0	12,500	200,0	125,0	16	0,05	99.999	T30/T50
40	1 1/2"	16,0	20,000	320,0	200,0	16	0,5	999.999	T30/T50
50	2"	25,0	31,250	500,0	312,5	16	0,5	999.999	T30/T50

Metrological class MID ( $Q_3/Q_1$ ) R = 80

#### TYPICAL ERROR CURVE

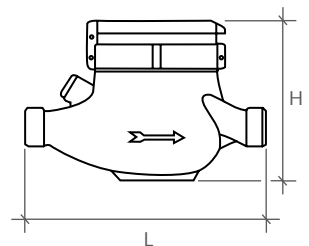


#### PRESSURE LOSS DIAGRAM




#### DIMENSIONS

(mm) SIZE (inch)	13/15	20	25	30	40	50 *
L (mm)	110 - 145 165 - 170	160 190	160 260	160 260	200 - 300	300
H (mm)	105	110	115	120	150	180 fil 190 fla
TOTAL LENGTH OF CONNECTORS (mm)	80	100	100	120	140	160



Rev. 3/2015 The content of this data sheet is intended to give general information only, we reserve the right to make alterations without prior notification



\*\* non return valve on request

\* body in cast iron, available also in flanged version.

For additional information and options, do not hesitate to contact us

**WATERTECH S.P.A. - Water meters**

Factory, commercial main office and administration: Str. Antica Fornace, 2/4 • 14053 Canelli (AT) – Italy  
**Tel** +39 0141 822106-832151 • **Fax** +39 0141 832191-832198 • **Mail** info@wtmeters.it • **Web** www.wtmeters.it